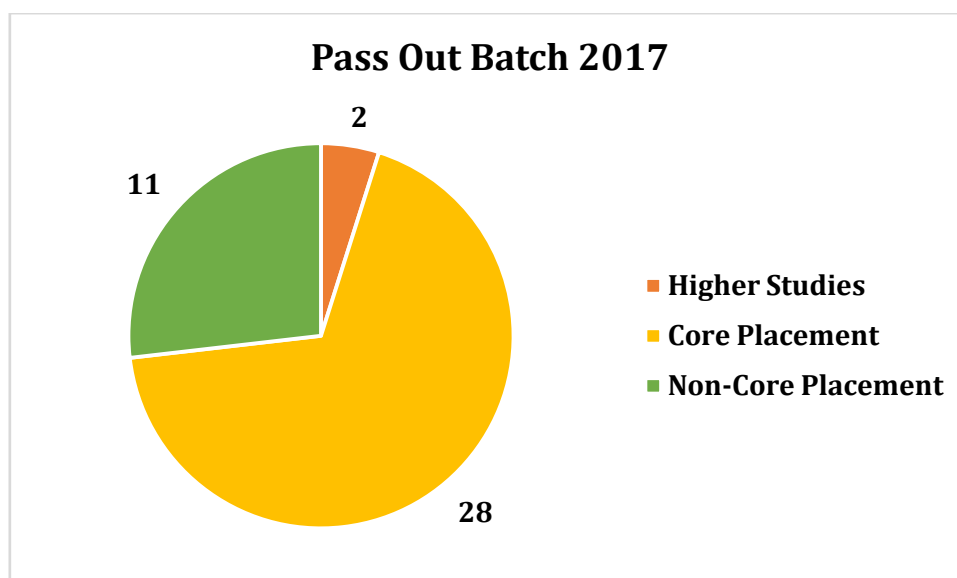


**DEPARTMENT OF FOOD TECHNOLOGY,
HALDIA INSTITUTE OF TECHNOLOGY**

PLACEMENT RECORD

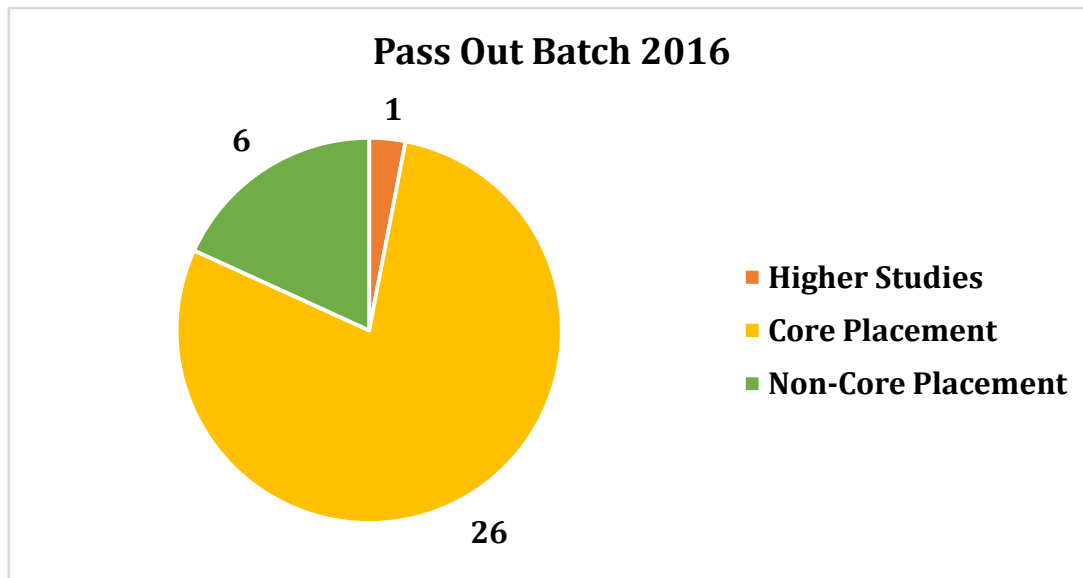
Assessment Year:	Pass Out Batch 2017
Higher Studies	2
Core Placement	28
Non-Core Placement	11
No. of Eligible Candidates	49



**DEPARTMENT OF FOOD TECHNOLOGY,
HALDIA INSTITUTE OF TECHNOLOGY**

PLACEMENT RECORD

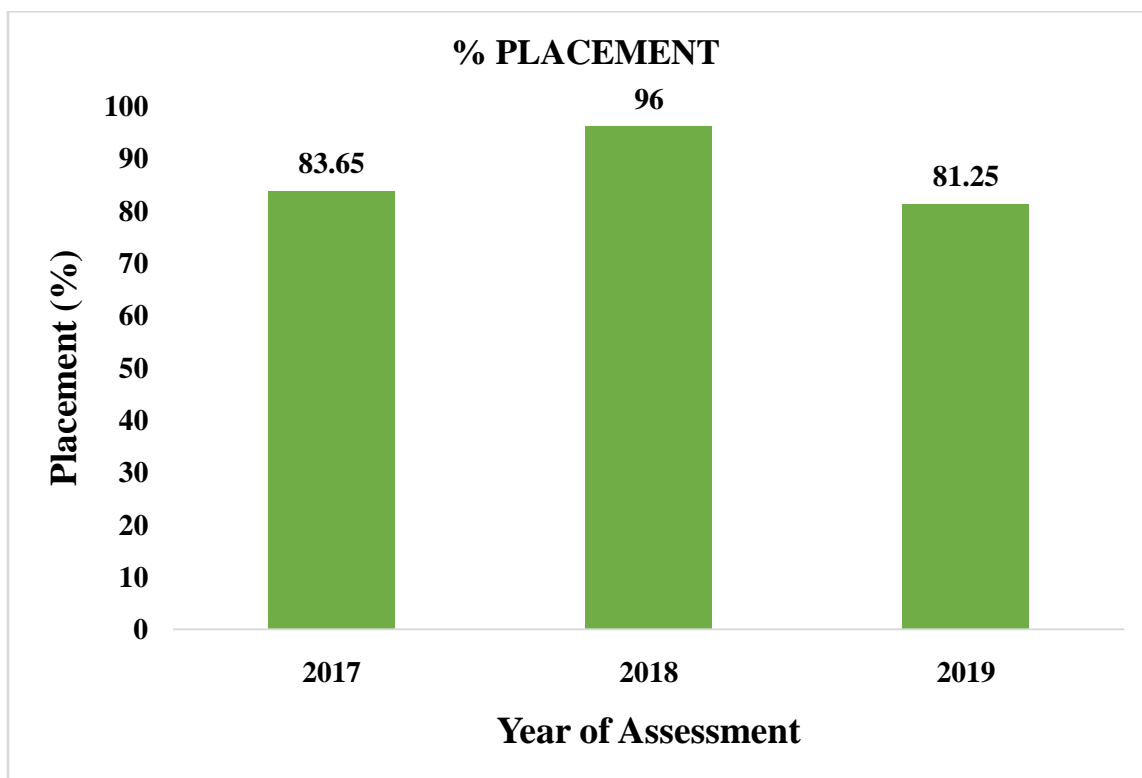
Assessment Year:	Pass Out Batch 2016
Higher Studies	1
Core Placement	26
Non-Core Placement	6
No. of Eligible Candidates	40



**DEPARTMENT OF FOOD TECHNOLOGY,
HALDIA INSTITUTE OF TECHNOLOGY**

PLACEMENT RECORD

Year of Assessment	No. of Eligible Students	No. of Students in Higher Studies	No. of Students placed in Core	No. of Students placed in Non-Core	Total No. of Placed Students	Total Placement (%)
2017	49	2	28	11	41	83.65
2018	25	2	14	8	24	96
2019	48	1	35	3	39	81.25



**DEPARTMENT OF FOOD TECHNOLOGY,
HALDIA INSTITUTE OF TECHNOLOGY**

PLACEMENT RECORD

Year of Assessment	No. of Eligible Students	No. of Students in Higher Studies	No. of Students placed in Core	No. of Students placed in Non-Core	Total No. of Placed Students	Total Placement (%)
2016	40	1	26	6	33	82.5
2017	49	2	28	11	41	83.65
2018	25	2	14	8	24	96

